

## Creating 7th Chords (1 of 2)

A “7th chord”  
has just four  
notes in it:

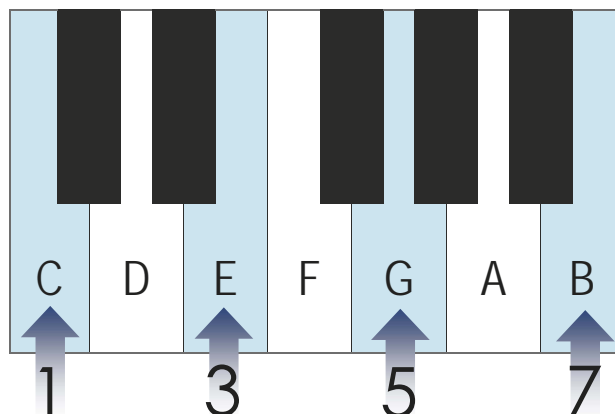


**The 1:** the beginning note  
(also known as the root)

**The 3:** the note two  
letters up from the root

**The 5:** The note two  
letters up from the 3

**The 7:** the note two  
letters up from the 5



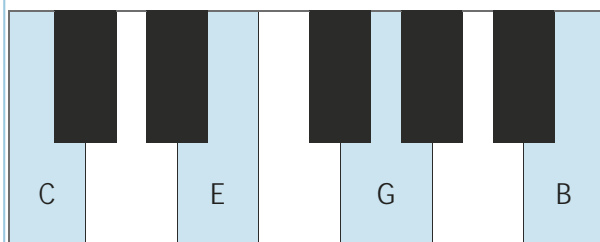
There are pretty much just eight different types of 7th chords:

- 2 types start with a major triad,*
- 2 types start with a minor triad, and*
- 2 types start with a diminished triad*
- 2 types start with an augmented triad*

### Using a major triad at the bottom of the chord...

#### “Major 7”

This example is “C major 7”, sometimes listed as “Cmaj7” or “C $\Delta$ ” or “C $\Delta$ 7”



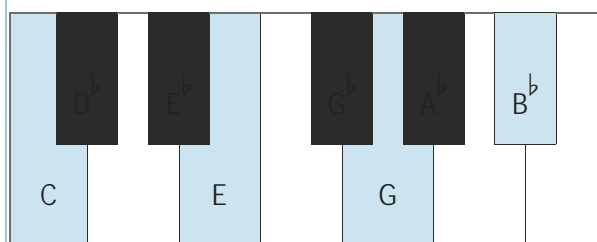
It's four half steps from 1 to the 3

It's three half steps from 3 to the 5

It's four half steps from 5 to the 7

#### “Dominant 7”

This example is “C dominant 7”, sometimes listed as “Cdom7” or “C7”



It's four half steps from 1 to the 3

It's three half steps from 3 to the 5

It's three half steps from 5 to the 7

*\*\*Like all chords, 7th chords can start on any note. All of these examples all start on C, so you can see how they compare to each other.*

# Creating 7th Chords (2 of 2)

Using a minor triad at the bottom of the chord...

## "Minor-Major 7"

This example is "C minor-major 7", sometimes listed as "C<sup>mm7</sup>" or "C<sup>mΔ7</sup>" or "C<sup>-M7</sup>" or "C<sup>-Δ7</sup>"

It's three half steps from 1 to the 3

It's four half steps from 3 to the 5

It's four half steps from 5 to the 7

## "Minor 7"

This example is "C minor 7", sometimes listed as "C<sup>-7</sup>" or "C<sup>m7</sup>"

It's three half steps from 1 to the 3

It's four half steps from 3 to the 5

It's three half steps from 5 to the 7

Using a diminished triad at the bottom of the chord...

## "Half-Diminished"

This example is "C half-diminished", sometimes listed as "C<sup>ø</sup>"

It's three half steps from 1 to the 3

It's three half steps from 3 to the 5

It's four half steps from 5 to the 7

## "Fully Diminished"

This example is "C fully diminished", sometimes listed as "C<sup>o</sup>"

It's three half steps from 1 to the 3

It's three half steps from 3 to the 5

It's three half steps from 5 to the 7

Using a augmented triad at the bottom of the chord...

## "Augmented Major 7"

This example is "C augmented major 7", sometimes listed as "C<sup>maj7#5</sup>" or "C<sup>+Δ</sup>" or "C<sup>+Δ7</sup>"

It's four half steps from 1 to the 3

It's four half steps from 3 to the 5

It's three half steps from 5 to the 7

## "Augmented 7"

This example is "C augmented 7", sometimes listed as "C<sup>7#5</sup>" or "C<sup>+7</sup>"

It's four half steps from 1 to the 3

It's four half steps from 3 to the 5

Two half steps from 5 to 7

# 7th Chords Cheat Sheet

Here is a cheat sheet of all the most common 7th chords :

	Major 7 (maj7) ( $\Delta$ )				Minor-Major 7 (mM7)				Minor 7 (m7) (min7) (-7)				Dominant 7 (Dom.) (7)				Fully Diminished ( $\circ$ )				Half Diminished ( $\emptyset$ )			
	1	3	5	7	1	3	5	7	1	3	5	7	1	3	5	7	1	3	5	7	1	3	5	7
C	C	E	G	B	C	E $\flat$	G	B	C	E $\flat$	G	B $\flat$	C	E	G	B $\flat$	C	E $\flat$	G $\flat$	B $\flat\flat$ (A)	C	E $\flat$	G $\flat$	B $\flat$
D $\flat$ (C#)	D $\flat$	F	A $\flat$	C	D $\flat$	F $\flat$ (E)	A $\flat$	C	D $\flat$	F $\flat$ (E)	A $\flat$	C $\flat$ (B)	D $\flat$	F	A $\flat$	C $\flat$ (B)	D $\flat$	F $\flat$ (E)	A $\flat\flat$ (G)	C $\flat\flat$ (B $\flat$ )	D $\flat$	F $\flat$ (E)	A $\flat\flat$ (G)	C $\flat$ (B)
D	D	F#	A	C#	D	F	A	C#	D	F	A	C	D	F#	A	C	D	F	A $\flat$	C $\flat$	D	F	A $\flat$	C
E $\flat$	E $\flat$	G	B $\flat$	D	E $\flat$	G $\flat$	B $\flat$	D	E $\flat$	G $\flat$	B $\flat$	D $\flat$	E $\flat$	G	B $\flat$	D $\flat$	E $\flat$	G $\flat$	B $\flat\flat$ (A)	D $\flat\flat$ (C)	E $\flat$	G $\flat$	B $\flat\flat$ (A)	D $\flat$
E	E	G#	B	D#	E	G	B	D#	E	G	B	D	E	G#	B	D	E	G	B $\flat$	D $\flat$	E	G	B $\flat$	D
F	F	A	C	E	F	A $\flat$	C	E	F	A $\flat$	C	E $\flat$	F	A	C	E $\flat$	F	A $\flat$	C $\flat$ (B)	E $\flat\flat$ (D)	F	A $\flat$	C $\flat$ (B)	E $\flat$
G $\flat$ (F#)	G $\flat$	B $\flat$	D $\flat$	F	G $\flat$	B $\flat\flat$ (A)	D $\flat$	F	G $\flat$	B $\flat\flat$ (A)	D $\flat$	F $\flat$ (E)	G $\flat$	B $\flat$	D $\flat$	F $\flat$ (E)	G $\flat$	B $\flat\flat$ (A)	D $\flat\flat$ (C)	F $\flat\flat$ (E $\flat$ )	G $\flat$	B $\flat\flat$ (A)	D $\flat\flat$ (C)	F $\flat$ (E)
G	G	B	D	F#	G	B $\flat$	D	F#	G	B $\flat$	D	F	G	B	D	F	G	B $\flat$	D $\flat$	F $\flat$ €	G	B $\flat$	D $\flat$	F
A $\flat$ (G#)	A $\flat$	C	E $\flat$	G	A $\flat$	C $\flat$ (B)	E $\flat$	G	A $\flat$	C $\flat$ (B)	E $\flat$	G $\flat$	A $\flat$	C	E $\flat$	G $\flat$	A $\flat$	C $\flat$ (B)	E $\flat\flat$ (D)	G $\flat\flat$ (F)	A $\flat$	C $\flat$ (B)	E $\flat\flat$ (D)	G $\flat$
A	A	C#	E	G#	A	C	E	G#	A	C	E	G	A	C#	E	G	A	C	E $\flat$	G $\flat$	A	C	E $\flat$	G
B $\flat$	B $\flat$	D	F	A	B $\flat$	D $\flat$	F	A	B $\flat$	D $\flat$	F	A $\flat$	B $\flat$	D	F	A $\flat$	B $\flat$	D $\flat$	F $\flat$ (E)	A $\flat\flat$ (G)	B $\flat$	D $\flat$	F $\flat$ (E)	A $\flat$
B	B	D#	F#	A#	B	D	F#	A#	B	D	F#	A	B	D#	F#	A	B	D	F	A $\flat$	B	D	F	A